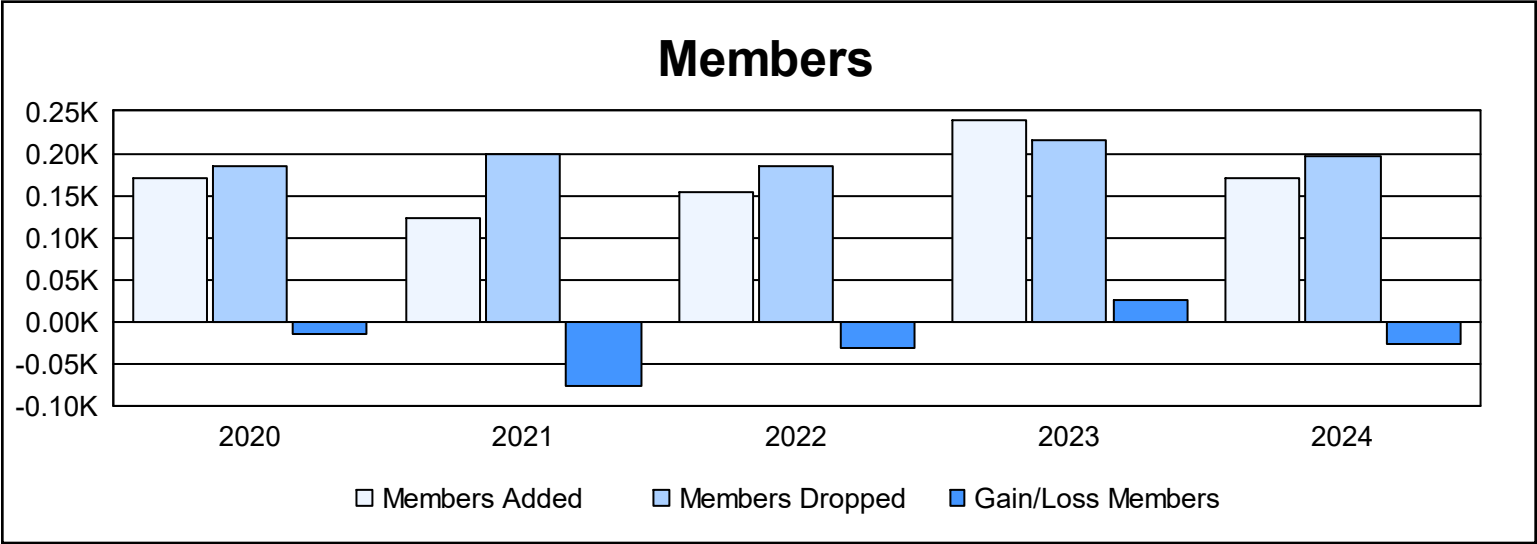
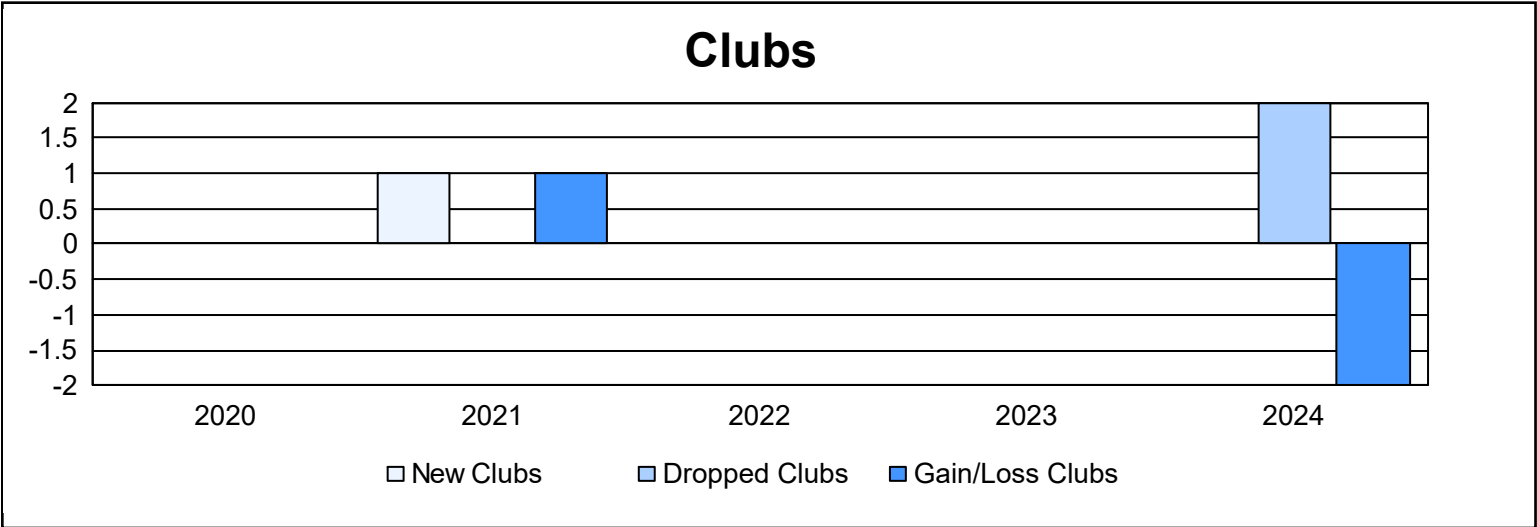
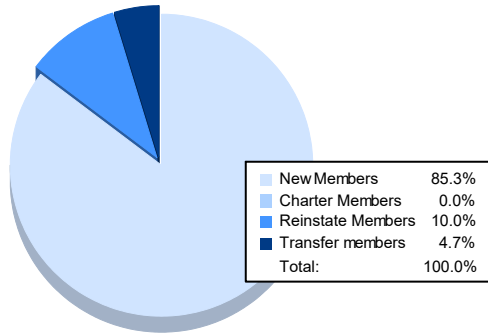


| Year | New Clubs | Dropped Clubs | Gain/ Loss Clubs | New Members | Charter Members | Reinstate Members | Transfer Members | Total Member Added | Total Members Dropped | Gain/ Loss Members |
|-----------|-----------|---------------|------------------|-------------|-----------------|-------------------|------------------|--------------------|-----------------------|--------------------|
| 2019-2020 | 0 | 0 | 0 | 150 | 0 | 8 | 12 | 170 | 184 | -14 |
| 2020-2021 | 1 | 0 | 1 | 82 | 17 | 16 | 9 | 124 | 200 | -76 |
| 2021-2022 | 0 | 0 | 0 | 131 | 2 | 8 | 13 | 154 | 185 | -31 |
| 2022-2023 | 0 | 0 | 0 | 207 | 3 | 20 | 10 | 240 | 215 | 25 |
| 2023-2024 | 0 | 2 | -2 | 145 | 0 | 17 | 8 | 170 | 197 | -27 |
| Average | 0 | 0 | 0 | 143 | 4 | 14 | 10 | 172 | 196 | -25 |



Membership Composition June 2024 Cumulative



Gender Composition June 2024 Cumulative

